

HCC 2021
Enprints Competition
Manipulated Entries

May 2021

Judged By
David Murrell

It is sad that during the present situation we find ourselves in we can't be together to discuss our work further. Hopefully it wont be too long before we will be able to meet up.

It's always great to view peoples work and it's nice to have a private viewing of our Clubs images.


The issue arises in that while enjoying your images, I have been charged with deciding which ones are better than others!

This of course is an almost impossible task as photography isn't bound by a single set of rules that we can put ticks against and total up, but rather we are rewarded by the emotion and feel that an image transmits to us as we explore what has been presented to us.

Technical knowledge and its delivery is a very important aspect to our chosen pastime but it must not take president over the emotions an image release in us.

I am delighted to offer you my assessment of your images. I hope you find my comments both constructive and encouraging.

We will enjoy all of the images first and then we shall announce the awards.




Pleasing portrait showing off the models amazing make up and jewellery.
I think I'd like to see her engage with us rather than gazing away and I'm not sure on the catch light patterns in her eyes they are a little distracting as they appear like lines.
Some pleasing tones and textures here.



Man 2

All lines are taking us into the image unfortunately the open gate on the right is allowing us to leave so I think a crop from the bottom right retaining the perspective to the start of the fence tightens up the image and loses some of the bland platform on the right. This allows us to enjoy the details and textures within the wagons and buildings a little more.

The format adds to the image.



Man 3

A very poignant statue asking why.

Highlights are blown which distracts and pulls us and the signage, although factual distracts on this occasion from the actual message the angel is portaying. Which leaves us with a memory shot.

There is however a lot of interesting detail within the statue for us to explore and question.



Man 4

Kids doing what kids do!

One lad captured in the neon light wondering if he should go and get soaked too.
Well framed with interesting contrasts between the neon and natural light.



Mam and the kids.

Well composed image with great separation allowing us to concentrate on the sheep while retaining a sense of location.

Plenty for us to enjoy here.



In camera movement, something I'm very good at!
Lovely light and textures allow us to feel the cold waters .
I think I'd like to see the wave a little lower in the scene to balance the image as it's a little top heavy.
That said it still works as a pleasing abstract image.



Man 7

A real close up of one of those bad tempered wasps.
The reflections allow us to worry 3 times more about getting stung!
We have great detail in the head, legs and thorax to explore and we can appreciate the complexity of these little things.
A well set up and captured image.



Man 8

Powerful take on the old and new.

Mono gives a feeling of melancholy to the scene.

The powerlines are an important addition as they symbolise the whole point of everything in the image, Gas, Nuclear and Wind so that we can turn a light on.

A well composed image.



Man 9

An interesting composition utilising our primary colours Red, Green and Blue. The image looks a little soft and lacking in detail with the flower head and stamens and possible a lift in contrast would add a more 3d perspective to the image. There is still some detail and textures to explore in this pleasing composition.



Man 10

A tight crop and square format keep us focused on the flowerhead.
Unfortunately the image is a little soft which stops us enjoying the details in the petals and water droplets.
We do have good separation and pleasing contrasting colours.



Man 11

Contrasting orange leaves lead us to these headstones.

Unfortunately I feel that the main headstone is a little soft and the scene a little flat. Pulling the blacks back or introducing more contrast will saturate the colours a little more and make those leaves stand out a little more.

As I see the leaves being the main subject as tears falling for a loved one.

A powerful and thoughtful composition.



Man 12

Interesting composition showing us light at the end of the tunnel.

I think the image is a little bright and flat leaving very little contrast between the dark tunnel and the scene beyond so dropping the blacks or adding contrast or a vignette would add more atmosphere to the scene.

There is some lovely details to explore beyond the open gate and monochrome adds to the feel of the image.



Man 13

An interesting winter scene with pleasing dappled light shining through.

I feel that the overhanging branches on the left overpower the scene a little and pull our gaze from the scene, which is well worth exploring as we have a couple of ducks and an out of place RAC road sign among other things to explore.

It looks like the ducks are swimming down hill slightly so we could straighten the image a little.

There is still plenty to enjoy among the nooks and crannies of this wintery picture.




Man 14

An interesting take on windfarms.

Probably about 7 images combined to create this almost optical illusion.

I would be tempted to lift the whites a little to highlight the windmills more as they are a little flat in what is otherwise a well processed and executed idea.

The mills look almost like flowers.




I'm thinking Fountains Abbey but I could be wrong but it doesn't matter.

An interesting composition with the main light source turning from yellow to red replicating the temperature of a flame.

The yellow looks a little blown out giving us no or very little detail in those area which is understandable due to the high contrast of the lights against the dark night.

An interesting take almost pulled off



Man 16

A Husky eating snow, so that's what keeps them going on cold days.
Lots of detail and textures to enjoy in this portrait .
I may have been nice to see the top of its ear and we're starting to see some haloing
along its snout, but otherwise a pleasing shot of a rather splendid animal.
Mush!



Man 17

On the other side we have a rather magnificent cat just chilling!

The eyes are pin sharp and that gaze is piercing and good choice of aperture gives us enough separation from the rocks.

I think I would lift the whites and shadows a little as it's a little dark and some detail is missing but it's a minor comment.

There is still plenty for us to enjoy in this pleasing portrait and the colours actually let us know how effective the camouflage is.



Man 18

Another taken on our way around Beamish.

There's some great detail for us to enjoy on this bright day.

I would be tempted to loose the bottom up to the grass as there is no real interest there and because we have cropped near the top of the chimney it makes the image top heavy. So maybe a wider border at the top if its possible.

Otherwise a pleasing take capturing the memories of a bygone time and surprisingly for Beamish no people!



Man 19

A very disturbing scene of two girls disappearing into a very unpleasant place or even worse, one girl leading the other to what end?

Interesting concept with a very dower tunnel and rocks.

I may have tried to remove the road lines, especially the ones emanating from the girls head but otherwise the mood had been set on a rather worrying scene.



Man 20

Nicely framed shot of powerful waves smashing the pier.

I'm not sure if there's a deliberate border placed around the image or its part of the processing but either way the brightness of it distracts from the main scene by pulling us out of it!

Always a danger when adding borders to digital pictures. It may look great on your computer but against a different background it could cause problems.

The highlights look a little too bright giving us a bright edge to the top of the pier and pulling them back reveals hidden details of the sun lit spray.

A sterling attempt well worth pursuing cos we're bound to get more stormy days.




Man 21

Two for the price of one here as we have a stunning landscape disappearing to the distance and Wildlife in the foreground.

Well sheep but wild to some folk and the striking thing is that there's only one lamb to be seen and it is the focal point of the image.

I would probably crop off the half sheep on each side but otherwise a great capture with plenty for us to explore from front to back.

I tried to count the sheep but fell asleep!



Man 22

Another interesting act of nature. I don't know what plant it is but you can image those seeds being thrown or blown into the water.

The image looks a little soft and it appears to be starting to pixelate in some areas especially the stalk and the brighter petals and the green top right unbalances the image a little. It may not have been possible to crop that out or recompose the image.

The square format works well and there are some interesting structures in the flower head.



Man 23

A monster from an age slowly dying.

Millions to build, it probably made billions and millions to lay to rest.

I would have liked to see the top of the derrick to add to the scale of the structure and the image is a little over exposed. Just pulling the blacks back slightly adds a new level of detail for us to enjoy in what is a very good detailed shot of history.



Man 24

A cascading stream falling into a dappled pool.

I feel the chosen shutter speed hasn't quite pulled off the motion effect of the water nor has it frozen the flow, it's a little bit between the two.

Shutter speed is always difficult to call in these shots as it will vary by the speed of the water and the effect you desire. So take plenty of shots at different speeds and it's always best to use a tripod if you've got one.

Otherwise the composition works in that the water is guided to the centre and tumbles into the lit pool.

A good effort and a technique well worth pursuing.



Man 25

An interesting composition showing us the pier but our subject is the two decaying posts in the foreground.

It looks like the image slopes slightly to the right and I'd like to see more detail in the posts so lifting the shadows would allow us to do that.

We're also seeing bright artifacts down the right side which pull us out of the image. The shadow on the left bottom also distracts, that could be cropped off or removed in post.

Otherwise we have a pleasant scene full of interesting detail and texture.



Man 26

A pleasing simple composition of stones and surf leading us to the buildings in the distance.

Everything is sharp and the colours of the stones warms the image.

We have the faint outlines of a border which unfortunately pull us out of what is a pleasing image.

Just lifting the temperature slightly warms the image even more.

A very simple but effective composition.



Man 27

Off to catch supper.

The jetty itself, the old steelworks and the sky all take us to the end end of the jetty where our fishermen are bound.

Lovely pastel shades in the sky tell us we are witnessing the last rays of the day.

While the chop on the water tell us it isn't that warm.

There is some great detail in the structure as we travel along it with our fishermen.

We wish them every success.



Some lovely details in the heads of this orchid as we explore around the plant.
I think I'd have gone for a square crop and remove the distraction in the bottom right.
Otherwise we have a pleasing image with detail gradually diminishing as we travel down
the plant from our interesting view point.



Man 29

This looks an old wise character who's seen it all before as he takes in the whatever the breeze is tempting him with.

I'd have liked to have seen the top of its ear and lifting the clarity will really bring out the textures in that mane and whiskers.

A really satisfying portrait for us to explore and enjoy.



Man 30


I know this scene too well..... just watching and waiting!!

The dog looks fed up, I think those scraps on the decking are just out of his reach as apparently are the fish to our anglers reach who looks fed up too!

Still they have a pleasant day for it.

There's some halos developing especially across his back which is a high contrast area, just be careful when sharpening or adding contrast.

A good composition allowing us to follow their gaze into the pond and reeds beyond.



The complexities of love.... discuss.

Is it the love of a child, flowers from a loved one, love of a mother or a forbidden love.

These questions are asked but the image offers no answers.

We know the answer but its different for all of us.

This is an image that only asks and will not give us any answers. Only we know what they are.



Man 32

The path leads us to the red post box but unfortunately fence stops us and the red path, road, power lines and slope of the landscape take us too quickly out of the image to the left side.

We struggle to have time to read the signs to understand what is going on beyond the fence.

Otherwise we have a well detailed and exposed image that does have a lot to explore. Looks like they're building Peterlee. Now that does make me old I remember when they built it the first time.



Man 33

A penny for those thoughts as our subject reflects on past times.

A composition that does work but I would consider using the same format but cropping from the top to put her face on the thirds.

This would remove the sky and tighten up the composition a little more.

We have lovely detail about our subject and the blossom balances a very pleasing image.



Ray Lonsdale's Lifeboat Coxswain at Seaham.
Full of grit and determination to get the job done.
It's a shame that we've basically cut it out and left it a little high and dry on a white background which doesn't add to the mood of the statue.
We do have again some great detail and textures to explore in this interesting composition especially in that weather beaten face.



Man 35

The stack at Chemical Beach, Seaham.

The posts point us to the cliffs after many years of battering from the tides while the stack leans seaward. I wonder which will be last man standing.

Do the foot steps add anything?

There is great detail to explore as we travel towards the stack yet I feel just lifting clarity and texture slightly and pulling the blacks back a touch adds a little more dynamics to the scene by making the stack stand out from the sky were it tends to blend in a little.

A very minor comment on what is a very successful and pleasing capture.



Man 36

The Venture returns with its catch or at least the gulls think there's something for them. I feel it's a little too tightly cropped and I'd like to see a little more of what its sailing in. Otherwise a pleasing capture with plenty to explore on the vessel.



Man 37

Hope we didn't use a tripod as its illegal to use one on a railway station.
Everyone one engaged with anything but our photographer as the train approaches.
A well captured scene, pin sharp and full of textures and tones that a black and white conversion allow us to enjoy and all the lines take us to the approaching train.



Man 38

A very different take of the Cathedral and cross.

There is great detail on the cross but we've lost a little on the highlights on the cathedral which actually pull our gaze past the cross.

Probably a case of bracketing and blending.

Non the less we have a dramatic compliment between the cross and the towers.

A well composed take on these iconic symbols.



Man 39

To infinity and beyond.

Amazing astro shot as we are led to the stars and the milky way along the bridge.

I feel the towers dominate a little and pull us out of the image limiting our exploration of the milky way.

Could be the intro to a Star Wars film.

Manipulated Results

Highly
Commended



An interesting take on windfarms.

Probably about 7 images combined to create this almost optical illusion.

I would be tempted to lift the whites a little to highlight the windmills more as they are a little flat in what is otherwise a well processed and executed idea.

The mills look almost like flowers.



Ray Swales

Two for the price of one here as we have a stunning landscape disappearing to the distance and Wildlife in the foreground.

Well sheep but wild to some folk and the striking thing is that there's only one lamb to be seen and it is the focal point of the image.

I would probably crop off the half sheep on each side but otherwise a great capture with plenty for us to explore from front to back.

I tried to count the sheep but fell asleep!



David Treveil

A penny for those thoughts as our subject reflects on past times.

A composition that does work but I would consider using the same format but cropping from the top to put her face on the thirds.

This would remove the sky and tighten up the composition a little more.

We have lovely detail about our subject and the blossom balances a very pleasing image.



Harry Brenkley

The stack at Chemical Beach, Seaham.

The posts point us to the cliffs after many years of battering from the tides while the stack leans seaward. I wonder which will be last man standing.

Do the foot steps add anything?

There is great detail to explore as we travel towards the stack yet I feel just lifting clarity and texture slightly and pulling the blacks back a touch adds a little more dynamics to the scene by making the stack stand out from the sky were it tends to blend in a little.

A very minor comment on what is a very successful and pleasing capture.



Harry Brenkley

Hope we didn't use a tripod as its illegal to use one on a railway station.
Everyone one engaged with anything but our photographer as the train approaches.
A well captures scene, pin sharp and full of textures and tones that a black and white
conversion allow us to enjoy and all the lines take us to the approaching train.



Tracey McKenna

To infinity and beyond.

Amazing astro shot as we are led to the stars and the milky way along the bridge.

I feel the towers dominate a little and pull us out of the image limiting our exploration of the milky way.

Could be the intro to a Star Wars film.

Top Spots

● From 6th Place
● To
● 1st Place

6th Place



Phillip Yuill

Powerful take on the old and new.

Mono gives a feeling of melancholy to the scene.

The powerlines are an important addition as they symbolise the whole point of everything in the image, Gas, Nuclear and Wind so that we can turn a light on.

A well composed image.

5th Place




Angy Ellis

A very disturbing scene of two girls disappearing into a very unpleasant place or even worse, one girl leading the other to what end?

Interesting concept with a very dower tunnel and rocks.

I may have tried to remove the road lines, especially the ones emanating from the girls head but otherwise the mood had been set on a rather worrying scene.

4th Place



Bev Trainer


A real close up of one of those bad tempered wasps.

The reflections allow us to worry 3 times more about getting stung!

We have great detail in the head, legs and thorax to explore and we can appreciate the complexity of these little things.

A well set up image.

3rd Place



David Kay

Off to catch supper.

The jetty and the old steelworks and the sky all take us to the end end of the jetty where our fishermen are bound.


Lovely pastel shades in the sky tell us we are witnessing the last rays of the day.

While the chop on the water tell us it isn't that warm.

There is some great detail in the structure as we travel ang it with our fishermen.

We wish them every success.

2nd Place




Mam and the kids.

Well composed image with great separation allowing us to concentrate on the sheep while retaining a sense of location.

Plenty for us to enjoy here.

1st Place



The complexities of love.... discuss.

Is it the love of a child, flowers from a loved one, love of a mother a forbidden love.

These questions are asked but the image offers no answers.

We know the answer but its different for all of us.

This is an image that only asks and will not give us any answers. Only we know what they are.

May Manipulated
Enprint Competition

Well done and thank
you David

Thank you for your
attention